



PACKTALK PRO

POCKET GUIDE
EN



CRASH
DETECTION

45mm
SPEAKERS

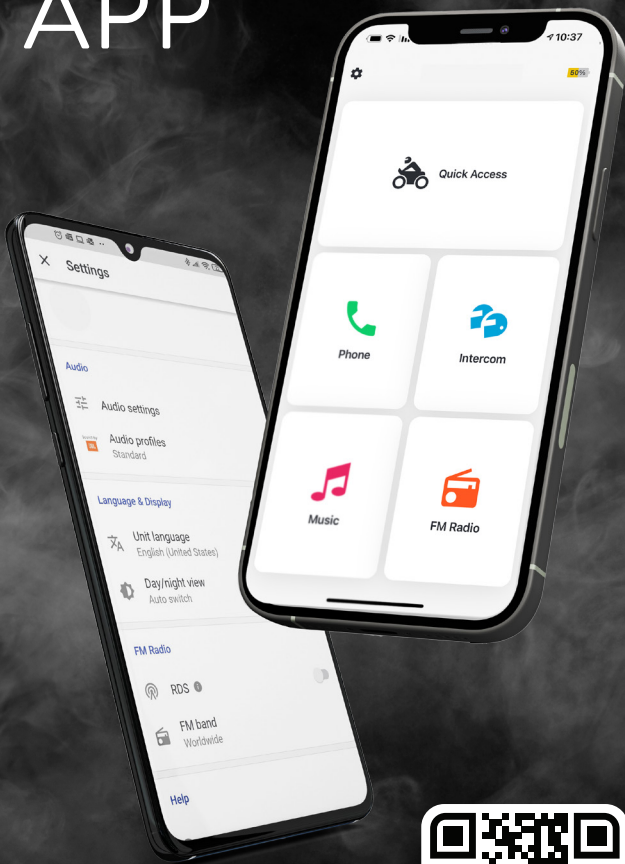
SOUND BY

JBL



cardo®

CONNECT APP




Cardo Connect App

TABLE OF CONTENTS

Getting Started	4-5
Cardo Connect App	6
General	7
Radio	8-9
Music / Switch Source	10
Phone Call	11
DMC Intercom / Switch Source	12

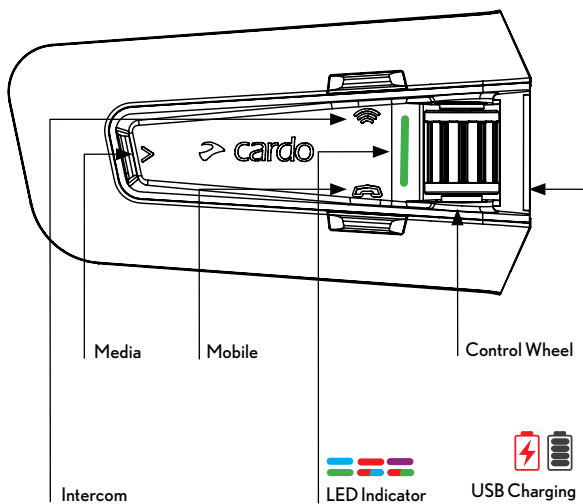
ADVANCED FEATURES

Crash Detection	13
Phone Call	13
Music Sharing	14
DMC Intercom	15
GPS Pairing	16
Bike Pairing	17
Universal Bluetooth intercom	18
Reboot / Factory Reset	18
Voice Commands - Always On!	19

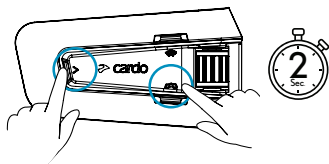


WE SPEAK YOUR LANGUAGE
WIR SPRECHEN IHRE SPRACHE
NOUS PARLONS VOTRE LANGUE
PARLIAMO LA TUA LINGUA
HABLAMOS VUESTRO IDIOMA
私たちはあなたの言語を話します
我们支持您的语言

Getting Started



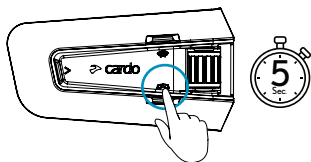
On/Off



Auto On/Off

- Auto ON once unit detects movement.
- Auto OFF after a few seconds of no movement.
- **Recommended:** manual turn off for storing or shipping.

Phone Pairing



LED Red & Blue 





Cardo Connect App



Download



Register and Activate



Choose Language

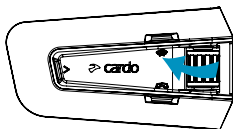


Update Software

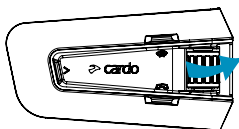


General

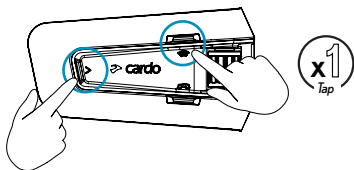
 Volume Up



 Volume Down



 Mute / Unmute Microphone



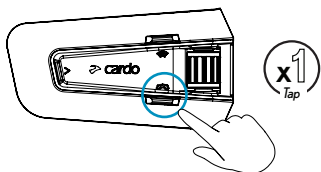
 Voice Assistant



Siri

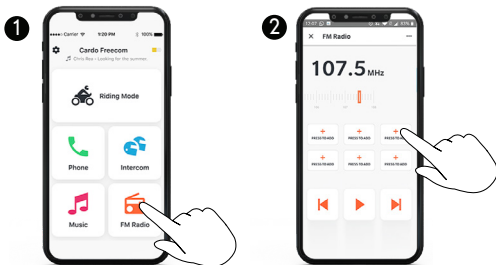


Google Assistant

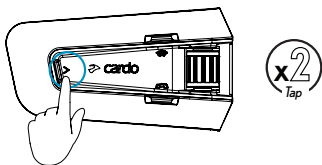


Radio

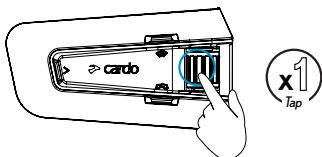
Set Presets



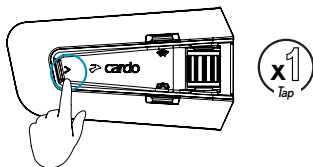
On



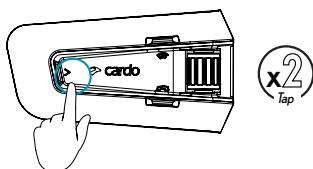
Off



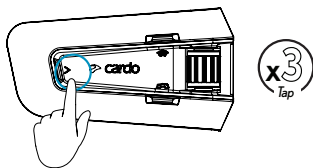
▶ Next Preset



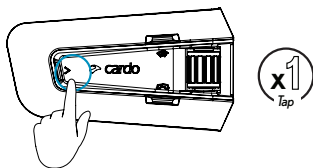
◀ Previous Preset



>>> Start Scan

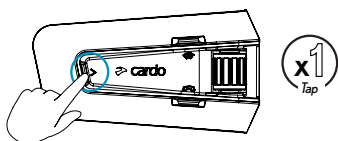


■ Stop Scan

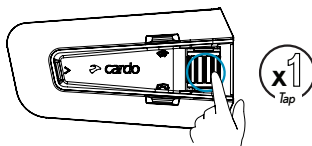


Music

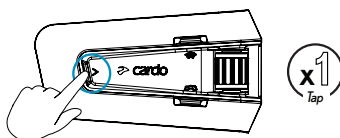
▶ On



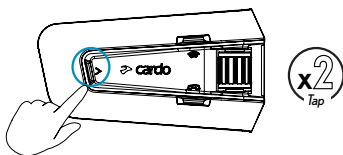
⏸ Off



▶ Next



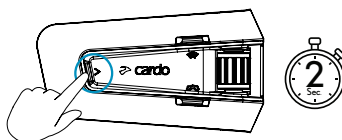
◀ Previous



Switch Source

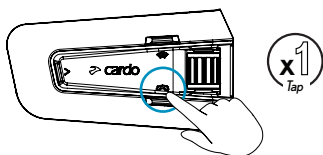
📺 Music to Radio

🎵 Radio to Music

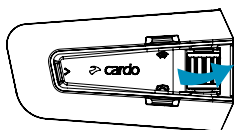


Phone Call

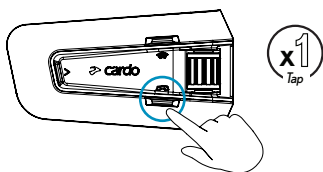
 Answer



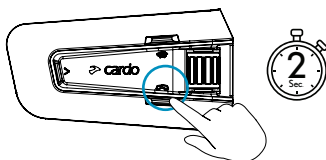
 Ignore



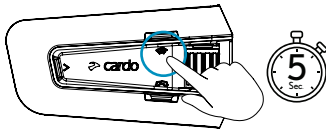
 End Call



 Redial




 Grouping

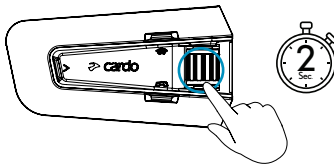


LED Red & Green 

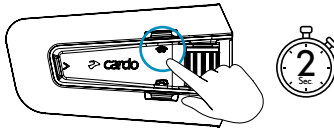
Grouping Success

LED Purple 

 Mute / Unmute Group



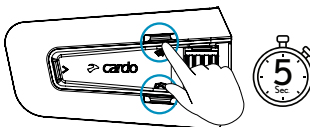
 Share Call



Switch Source

 DMC to Bluetooth®

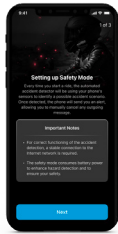
 Bluetooth® to DMC



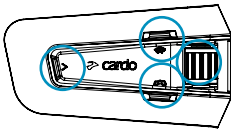
ADVANCED FEATURES | Crash Detection



Setup



Cancel Crash Alert



Any button

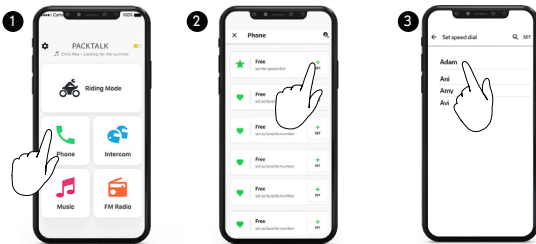
OR




ADVANCED FEATURES | Phone Call



Set Speed Dial



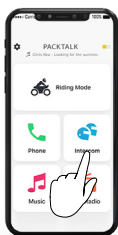
Call Speed Dial



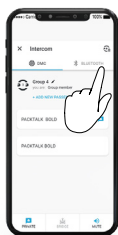


Set Sharing Partner

1



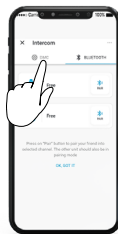
2



3



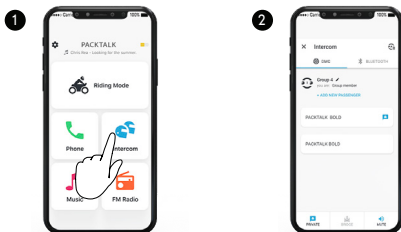
4



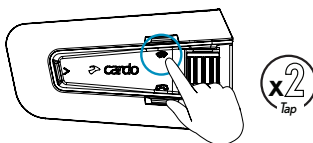
Start/Stop Sharing



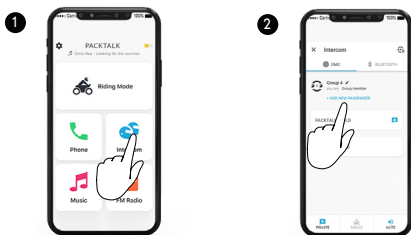
Set Private Chat Partner



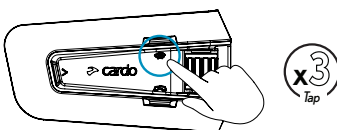
Start / Stop Private Chat



Add Bluetooth passenger

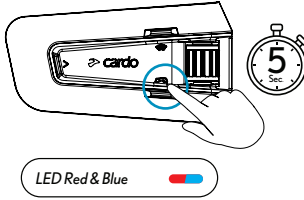


Start/Stop Passenger Intercom

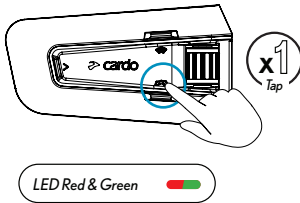


ADVANCED FEATURES | GPS Pairing


1 Step 1



2 Step 2

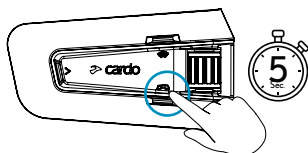


3 Step 3



ADVANCED FEATURES | Bike Pairing

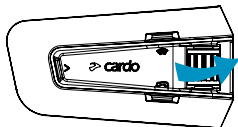
1 Step 1



LED Red & Blue



2 Step 2



LED Red & Green



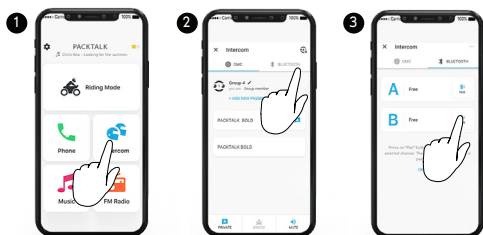
3 Step 3



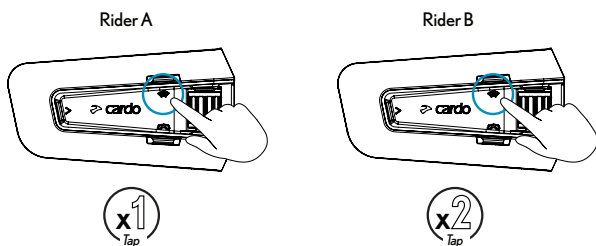
ADVANCED FEATURES | Universal Bluetooth Intercom



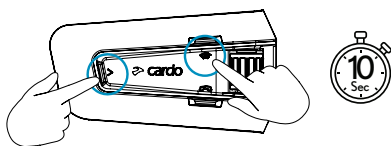
Bluetooth Intercom Pairing



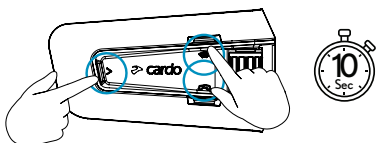
Start / Stop Intercom



ADVANCED FEATURES | Reboot



ADVANCED FEATURES | Factory Reset





- **Answer**
- **Ignore**
- “Hey Cardo, **end call**”
- “Hey Cardo, **speed dial**”
- “Hey Cardo, **redial number**”



- “Hey Cardo, **music on**”
- “Hey Cardo, **music off**”
- “Hey Cardo, **next track**”
- “Hey Cardo, **previous track**”
- “Hey Cardo, **share music**”



- “Hey Cardo, **radio on**”
- “Hey Cardo, **radio off**”
- “Hey Cardo, **next station**”
- “Hey Cardo, **previous station**”



For Bluetooth intercom only

- “Hey Cardo, **call intercom**”
- “Hey Cardo, **end intercom**”



- “**Hey Siri**”
- “**OK Google**”



- “Hey Cardo, **volume up**”
- “Hey Cardo, **volume down**”
- “Hey Cardo, **mute audio**”
- “Hey Cardo, **unmute audio**”
- “Hey Cardo, **mute microphone**”
- “Hey Cardo, **unmute microphone**”



- **Ignore**



- “Hey Cardo, **battery status**”



cardosystems.com

.....

Cardosystems.com/update

Cardosystems.com/support

